











Elezioni Comunali - CERVIA

Voti sindaci per sezione

Sezione	 SAVELLI P.		 BOSCHETTI M.		 PUNTIROLI E.		 DELORENZI M.		Totale voti Sindaci	Totale Voti Liste	Schede Bianche	Schede nulle	Voti nulli	Sch. contestate	Votanti	Iscritti
	V.Sind.	V.Liste	V.Sind.	V.Liste	V.Sind.	V.Liste	V.Sind.	V.Liste								
1	54 (18.56%)	52 (18.57%)	132 (45.36%)	130 (46.43%)	18 (6.19%)	17 (6.07%)	87 (29.9%)	81 (28.93%)	291 (97.98%)	280 (94.28%)	2 (0.67%)	4 (1.35%)	0 (0%)	0 (0%)	297 (32%)	928
2	121 (26.3%)	116 (26.01%)	193 (41.96%)	194 (43.5%)	17 (3.7%)	16 (3.59%)	129 (28.04%)	120 (26.91%)	460 (98.08%)	446 (95.1%)	4 (0.85%)	5 (1.07%)	0 (0%)	0 (0%)	469 (58.33%)	804
3	60 (19.54%)	59 (19.87%)	151 (49.19%)	149 (50.17%)	9 (2.93%)	8 (2.69%)	87 (28.34%)	81 (27.27%)	307 (96.85%)	297 (93.69%)	1 (0.32%)	9 (2.84%)	0 (0%)	0 (0%)	317 (53.28%)	595
4	63 (19.81%)	61 (20.96%)	137 (43.08%)	127 (43.64%)	18 (5.66%)	16 (5.5%)	100 (31.45%)	87 (29.9%)	318 (98.76%)	291 (90.37%)	2 (0.62%)	2 (0.62%)	0 (0%)	0 (0%)	322 (55.04%)	585
5	59 (17.35%)	55 (17.13%)	165 (48.53%)	161 (50.16%)	12 (3.53%)	10 (3.12%)	104 (30.59%)	95 (29.6%)	340 (97.14%)	321 (91.71%)	3 (0.86%)	7 (2%)	0 (0%)	0 (0%)	350 (57.95%)	604
6	106 (18.63%)	99 (17.93%)	315 (55.36%)	310 (56.16%)	16 (2.81%)	16 (2.9%)	132 (23.2%)	127 (23.01%)	569 (99.3%)	552 (96.34%)	3 (0.52%)	1 (0.17%)	0 (0%)	0 (0%)	573 (51.16%)	1120
7	94 (20.7%)	89 (20.51%)	237 (52.2%)	235 (54.15%)	11 (2.42%)	11 (2.53%)	112 (24.67%)	99 (22.81%)	454 (95.78%)	434 (91.56%)	6 (1.27%)	14 (2.95%)	0 (0%)	0 (0%)	474 (56.16%)	844
8	78 (16.74%)	77 (17.23%)	203 (43.56%)	196 (43.85%)	16 (3.43%)	15 (3.36%)	169 (36.27%)	159 (35.57%)	466 (97.08%)	447 (93.12%)	3 (0.62%)	11 (2.29%)	0 (0%)	0 (0%)	480 (54.05%)	888
9	43 (14.63%)	43 (15.3%)	171 (58.16%)	169 (60.14%)	9 (3.06%)	6 (2.14%)	71 (24.15%)	63 (22.42%)	294 (97.67%)	281 (93.36%)	1 (0.33%)	5 (1.66%)	0 (0%)	1 (0.33%)	301 (56.69%)	531
10	83 (18.4%)	80 (18.22%)	238 (52.77%)	239 (54.44%)	21 (4.66%)	19 (4.33%)	109 (24.17%)	101 (23.01%)	451 (97.83%)	439 (95.23%)	2 (0.43%)	8 (1.74%)	0 (0%)	0 (0%)	461 (52.81%)	873
11	37 (12.94%)	34 (12.27%)	126 (44.06%)	125 (45.13%)	11 (3.85%)	10 (3.61%)	112 (39.16%)	108 (38.99%)	286 (97.95%)	277 (94.86%)	0 (0%)	6 (2.05%)	0 (0%)	0 (0%)	292 (47.95%)	609
12	52 (14.65%)	50 (14.45%)	199 (56.06%)	200 (57.8%)	24 (6.76%)	23 (6.65%)	80 (22.54%)	73 (21.1%)	355 (98.34%)	346 (95.84%)	2 (0.55%)	4 (1.11%)	0 (0%)	0 (0%)	361 (49.38%)	731
13	61 (18.32%)	57 (17.81%)	161 (48.35%)	156 (48.75%)	26 (7.81%)	26 (8.13%)	85 (25.53%)	81 (25.31%)	333 (98.81%)	320 (94.96%)	0 (0%)	4 (1.19%)	0 (0%)	0 (0%)	337 (49.85%)	676
14	70 (13.78%)	65 (13.32%)	257 (50.59%)	255 (52.25%)	19 (3.74%)	20 (4.1%)	162 (31.89%)	148 (30.33%)	508 (96.21%)	488 (92.42%)	7 (1.33%)	13 (2.46%)	0 (0%)	0 (0%)	528 (47.61%)	1109
15	53 (13.18%)	51 (13.14%)	216 (53.73%)	213 (54.9%)	16 (3.98%)	16 (4.12%)	117 (29.1%)	108 (27.84%)	402 (96.17%)	388 (92.82%)	4 (0.96%)	12 (2.87%)	0 (0%)	0 (0%)	418 (50.24%)	832

Sezione																			
	SAVELLI P.	BOSCHETTI M.	PUNTIROLI E.	DELORENZI M.	V.Sind.	V.Liste	V.Sind.	V.Liste	V.Sind.	V.Liste	V.Sind.	V.Liste	Totale voti Sindaci	Totale Voti Liste	Schede Bianche	Schede nulle	Voti nulli	Sch. contestate	Votanti
16	48 (14.81%)	47 (15.31%)	190 (58.64%)	184 (59.93%)	15 (4.63%)	10 (3.26%)	71 (21.91%)	66 (21.5%)	324 (97.89%)	307 (92.75%)	1 (0.3%)	6 (1.81%)	0 (0%)	0 (0%)	331 (46.62%)	710			
17	58 (16.67%)	58 (17.16%)	123 (35.34%)	121 (35.8%)	19 (5.46%)	17 (5.03%)	148 (42.53%)	142 (42.01%)	348 (97.48%)	338 (94.68%)	3 (0.84%)	6 (1.68%)	0 (0%)	0 (0%)	357 (50.21%)	711			
18	41 (13.58%)	41 (14.19%)	117 (38.74%)	116 (40.14%)	27 (8.94%)	27 (9.34%)	117 (38.74%)	105 (36.33%)	302 (96.79%)	289 (92.63%)	3 (0.96%)	7 (2.24%)	0 (0%)	0 (0%)	312 (49.37%)	632			
19	53 (20.54%)	50 (20.58%)	119 (46.12%)	117 (48.15%)	12 (4.65%)	12 (4.94%)	74 (28.68%)	64 (26.34%)	258 (98.47%)	243 (92.75%)	0 (0%)	4 (1.53%)	0 (0%)	0 (0%)	262 (52.72%)	497			
20	76 (15.29%)	66 (13.98%)	264 (53.12%)	264 (55.93%)	33 (6.64%)	31 (6.57%)	124 (24.95%)	111 (23.52%)	497 (96.88%)	472 (92.01%)	1 (0.19%)	15 (2.92%)	0 (0%)	0 (0%)	513 (55.94%)	917			
21	84 (13.57%)	84 (14.12%)	347 (56.06%)	336 (56.47%)	18 (2.91%)	18 (3.03%)	170 (27.46%)	157 (26.39%)	619 (97.94%)	595 (94.15%)	5 (0.79%)	8 (1.27%)	0 (0%)	0 (0%)	632 (61%)	1036			
22	58 (12.21%)	56 (12.28%)	275 (57.89%)	262 (57.46%)	25 (5.26%)	25 (5.48%)	117 (24.63%)	113 (24.78%)	475 (95.77%)	456 (91.94%)	6 (1.21%)	15 (3.02%)	0 (0%)	0 (0%)	496 (56.3%)	881			
23	48 (8.79%)	46 (8.75%)	337 (61.72%)	330 (62.74%)	51 (9.34%)	47 (8.94%)	110 (20.15%)	103 (19.58%)	546 (99.09%)	526 (95.46%)	2 (0.36%)	3 (0.54%)	0 (0%)	0 (0%)	551 (52.88%)	1042			
24	29 (6.79%)	28 (6.68%)	235 (55.04%)	232 (55.37%)	25 (5.85%)	25 (5.97%)	138 (32.32%)	134 (31.98%)	427 (94.89%)	419 (93.11%)	5 (1.11%)	18 (4%)	0 (0%)	0 (0%)	450 (49.83%)	903			
25	37 (8.85%)	33 (8.42%)	234 (55.98%)	224 (57.14%)	20 (4.78%)	17 (4.34%)	127 (30.38%)	118 (30.1%)	418 (96.76%)	392 (90.74%)	2 (0.46%)	12 (2.78%)	0 (0%)	0 (0%)	432 (47.63%)	907			
26	17 (5.35%)	15 (4.85%)	228 (71.7%)	222 (71.84%)	10 (3.14%)	9 (2.91%)	63 (19.81%)	63 (20.39%)	318 (97.55%)	309 (94.79%)	4 (1.23%)	4 (1.23%)	0 (0%)	0 (0%)	326 (43.47%)	750			
27	15 (4.55%)	14 (4.36%)	231 (70%)	227 (70.72%)	10 (3.03%)	10 (3.12%)	74 (22.42%)	70 (21.81%)	330 (96.77%)	321 (94.13%)	1 (0.29%)	10 (2.93%)	0 (0%)	0 (0%)	341 (51.05%)	668			
28	60 (13.02%)	54 (12.33%)	243 (52.71%)	243 (55.48%)	31 (6.72%)	27 (6.16%)	127 (27.55%)	114 (26.03%)	461 (98.09%)	438 (93.19%)	5 (1.06%)	4 (0.85%)	0 (0%)	0 (0%)	470 (48.16%)	976			
29	39 (8.53%)	38 (8.74%)	264 (57.77%)	251 (57.7%)	23 (5.03%)	23 (5.29%)	131 (28.67%)	123 (28.28%)	457 (97.44%)	435 (92.75%)	4 (0.85%)	8 (1.71%)	0 (0%)	0 (0%)	469 (42.03%)	1116			
30	34 (12.59%)	32 (12.26%)	150 (55.56%)	151 (57.85%)	17 (6.3%)	14 (5.36%)	69 (25.56%)	64 (24.52%)	270 (96.77%)	261 (93.55%)	1 (0.36%)	8 (2.87%)	0 (0%)	0 (0%)	279 (45.51%)	613			
Totali	1731 (14.57%)	1650 (14.46%)	6258 (52.66%)	6139 (53.81%)	579 (4.87%)	541 (4.74%)	3316 (27.9%)	3078 (26.98%)	11884 (97.4%)	11408 (93.5%)	83 (0.68%)	233 (1.91%)	0 (0%)	1 (0.01%)	12201 (50.65%)	24088			