















# Elezioni Comunali - CERVIA

## Voti liste per sezione

| Sezione | SAV             | AVS           | PRI           | M5S           | PD              | GRA           | CFC           | CPIU          | CB           | FdI             | FI            | PPN          | Voti solo Sind. | Voti Validi     | Schede Bianche | Schede nulle  | Voti nulli | Sch. contestate | Votanti         | Iscritti |
|---------|-----------------|---------------|---------------|---------------|-----------------|---------------|---------------|---------------|--------------|-----------------|---------------|--------------|-----------------|-----------------|----------------|---------------|------------|-----------------|-----------------|----------|
| 1       | 52<br>(18.57%)  | 8<br>(2.86%)  | 6<br>(2.14%)  | 14<br>(5%)    | 81<br>(28.93%)  | 18<br>(6.43%) | 3<br>(1.07%)  | 16<br>(5.71%) | 1<br>(0.36%) | 50<br>(17.86%)  | 28<br>(10%)   | 3<br>(1.07%) | 11<br>(3.7%)    | 280<br>(94.28%) | 2<br>(0.67%)   | 4<br>(1.35%)  | 0<br>(0%)  | 0<br>(0%)       | 297<br>(32%)    | 928      |
| 2       | 116<br>(26.01%) | 21<br>(4.71%) | 15<br>(3.36%) | 9<br>(2.02%)  | 102<br>(22.87%) | 20<br>(4.48%) | 27<br>(6.05%) | 16<br>(3.59%) | 0<br>(0%)    | 85<br>(19.06%)  | 34<br>(7.62%) | 1<br>(0.22%) | 14<br>(2.99%)   | 446<br>(95.1%)  | 4<br>(0.85%)   | 5<br>(1.07%)  | 0<br>(0%)  | 0<br>(0%)       | 469<br>(58.33%) | 804      |
| 3       | 59<br>(19.87%)  | 10<br>(3.37%) | 10<br>(3.37%) | 18<br>(6.06%) | 84<br>(28.28%)  | 20<br>(6.73%) | 7<br>(2.36%)  | 6<br>(2.02%)  | 2<br>(0.67%) | 60<br>(20.2%)   | 18<br>(6.06%) | 3<br>(1.01%) | 10<br>(3.15%)   | 297<br>(93.69%) | 1<br>(0.32%)   | 9<br>(2.84%)  | 0<br>(0%)  | 0<br>(0%)       | 317<br>(53.28%) | 595      |
| 4       | 61<br>(20.96%)  | 11<br>(3.78%) | 7<br>(2.41%)  | 5<br>(1.72%)  | 87<br>(29.9%)   | 12<br>(4.12%) | 5<br>(1.72%)  | 15<br>(5.15%) | 1<br>(0.34%) | 66<br>(22.68%)  | 16<br>(5.5%)  | 5<br>(1.72%) | 27<br>(8.39%)   | 291<br>(90.37%) | 2<br>(0.62%)   | 2<br>(0.62%)  | 0<br>(0%)  | 0<br>(0%)       | 322<br>(55.04%) | 585      |
| 5       | 55<br>(17.13%)  | 18<br>(5.61%) | 8<br>(2.49%)  | 4<br>(1.25%)  | 99<br>(30.84%)  | 20<br>(6.23%) | 12<br>(3.74%) | 9<br>(2.8%)   | 1<br>(0.31%) | 75<br>(23.36%)  | 18<br>(5.61%) | 2<br>(0.62%) | 19<br>(5.43%)   | 321<br>(91.71%) | 3<br>(0.86%)   | 7<br>(2%)     | 0<br>(0%)  | 0<br>(0%)       | 350<br>(57.95%) | 604      |
| 6       | 99<br>(17.93%)  | 38<br>(6.88%) | 24<br>(4.35%) | 23<br>(4.17%) | 180<br>(32.61%) | 24<br>(4.35%) | 21<br>(3.8%)  | 16<br>(2.9%)  | 0<br>(0%)    | 86<br>(15.58%)  | 39<br>(7.07%) | 2<br>(0.36%) | 17<br>(2.97%)   | 552<br>(96.34%) | 3<br>(0.52%)   | 1<br>(0.17%)  | 0<br>(0%)  | 0<br>(0%)       | 573<br>(51.16%) | 1120     |
| 7       | 89<br>(20.51%)  | 17<br>(3.92%) | 13<br>(3%)    | 17<br>(3.92%) | 141<br>(32.49%) | 25<br>(5.76%) | 22<br>(5.07%) | 11<br>(2.53%) | 0<br>(0%)    | 71<br>(16.36%)  | 24<br>(5.53%) | 4<br>(0.92%) | 20<br>(4.22%)   | 434<br>(91.56%) | 6<br>(1.27%)   | 14<br>(2.95%) | 0<br>(0%)  | 0<br>(0%)       | 474<br>(56.16%) | 844      |
| 8       | 77<br>(17.23%)  | 11<br>(2.46%) | 6<br>(1.34%)  | 15<br>(3.36%) | 124<br>(27.74%) | 25<br>(5.59%) | 15<br>(3.36%) | 15<br>(3.36%) | 0<br>(0%)    | 116<br>(25.95%) | 38<br>(8.5%)  | 5<br>(1.12%) | 19<br>(3.96%)   | 447<br>(93.12%) | 3<br>(0.62%)   | 11<br>(2.29%) | 0<br>(0%)  | 0<br>(0%)       | 480<br>(54.05%) | 888      |
| 9       | 43<br>(15.3%)   | 18<br>(6.41%) | 5<br>(1.78%)  | 11<br>(3.91%) | 112<br>(39.86%) | 10<br>(3.56%) | 13<br>(4.63%) | 6<br>(2.14%)  | 0<br>(0%)    | 36<br>(12.81%)  | 25<br>(8.9%)  | 2<br>(0.71%) | 13<br>(4.32%)   | 281<br>(93.36%) | 1<br>(0.33%)   | 5<br>(1.66%)  | 0<br>(0%)  | 1<br>(0.33%)    | 301<br>(56.69%) | 531      |
| 10      | 80<br>(18.22%)  | 8<br>(1.82%)  | 11<br>(2.51%) | 16<br>(3.64%) | 171<br>(38.95%) | 20<br>(4.56%) | 13<br>(2.96%) | 19<br>(4.33%) | 0<br>(0%)    | 68<br>(15.49%)  | 29<br>(6.61%) | 4<br>(0.91%) | 12<br>(2.6%)    | 439<br>(95.23%) | 2<br>(0.43%)   | 8<br>(1.74%)  | 0<br>(0%)  | 0<br>(0%)       | 461<br>(52.81%) | 873      |
| 11      | 34<br>(12.27%)  | 4<br>(1.44%)  | 4<br>(1.44%)  | 9<br>(3.25%)  | 86<br>(31.05%)  | 18<br>(6.5%)  | 4<br>(1.44%)  | 8<br>(2.89%)  | 2<br>(0.72%) | 80<br>(28.88%)  | 25<br>(9.03%) | 3<br>(1.08%) | 9<br>(3.08%)    | 277<br>(94.86%) | 0<br>(0%)      | 6<br>(2.05%)  | 0<br>(0%)  | 0<br>(0%)       | 292<br>(47.95%) | 609      |
| 12      | 50<br>(14.45%)  | 18<br>(5.2%)  | 7<br>(2.02%)  | 16<br>(4.62%) | 132<br>(38.15%) | 19<br>(5.49%) | 8<br>(2.31%)  | 22<br>(6.36%) | 1<br>(0.29%) | 53<br>(15.32%)  | 15<br>(4.34%) | 5<br>(1.45%) | 9<br>(2.49%)    | 346<br>(95.84%) | 2<br>(0.55%)   | 4<br>(1.11%)  | 0<br>(0%)  | 0<br>(0%)       | 361<br>(49.38%) | 731      |
| 13      | 57<br>(17.81%)  | 13<br>(4.06%) | 9<br>(2.81%)  | 4<br>(1.25%)  | 109<br>(34.06%) | 13<br>(4.06%) | 8<br>(2.5%)   | 25<br>(7.81%) | 1<br>(0.31%) | 59<br>(18.44%)  | 13<br>(4.06%) | 9<br>(2.81%) | 13<br>(3.86%)   | 320<br>(94.96%) | 0<br>(0%)      | 4<br>(1.19%)  | 0<br>(0%)  | 0<br>(0%)       | 337<br>(49.85%) | 676      |
| 14      | 65<br>(13.32%)  | 19<br>(3.89%) | 8<br>(1.64%)  | 22<br>(4.51%) | 154<br>(31.56%) | 16<br>(3.28%) | 36<br>(7.38%) | 20<br>(4.1%)  | 0<br>(0%)    | 127<br>(26.02%) | 17<br>(3.48%) | 4<br>(0.82%) | 20<br>(3.79%)   | 488<br>(92.42%) | 7<br>(1.33%)   | 13<br>(2.46%) | 0<br>(0%)  | 0<br>(0%)       | 528<br>(47.61%) | 1109     |
| 15      | 51<br>(13.14%)  | 12<br>(3.09%) | 3<br>(0.77%)  | 16<br>(4.12%) | 147<br>(37.89%) | 26<br>(6.7%)  | 9<br>(2.32%)  | 16<br>(4.12%) | 0<br>(0%)    | 86<br>(22.16%)  | 18<br>(4.64%) | 4<br>(1.03%) | 14<br>(3.35%)   | 388<br>(92.82%) | 4<br>(0.96%)   | 12<br>(2.87%) | 0<br>(0%)  | 0<br>(0%)       | 418<br>(50.24%) | 832      |

| Sezione       |  SAV |  AVS |  PRI |  M5S |  PD |  GRA |  CFC |  CPIU |  CB |  FdI |  FI |  PPN | Voti solo Sind.             | Voti Validi                    | Schede Bianche              | Schede nulle                 | Voti nulli              | Sch. contestate            | Votanti                         | Iscritti     |
|---------------|---|---|---|---|--|---|---|--|--|--|--|---|-----------------------------|--------------------------------|-----------------------------|------------------------------|-------------------------|----------------------------|---------------------------------|--------------|
| 16            | 47<br>(15.31%)  | 10<br>(3.26%)   | 12<br>(3.91%)   | 8<br>(2.61%)  | 122<br>(39.74%)  | 19<br>(6.19%)   | 13<br>(4.23%)   | 8<br>(2.61%)   | 2<br>(0.65%)   | 38<br>(12.38%)   | 21<br>(6.84%)  | 7<br>(2.28%)  | 17<br>(5.14%)               | 307<br>(92.75%)                | 1<br>(0.3%)                 | 6<br>(1.81%)                 | 0<br>(0%)               | 0<br>(0%)                  | 331<br>(46.62%)                 | 710          |
| 17            | 58<br>(17.16%)  | 5<br>(1.48%)  | 4<br>(1.18%)  | 5<br>(1.48%)  | 94<br>(27.81%)   | 9<br>(2.66%)  | 4<br>(1.18%)  | 16<br>(4.73%)  | 1<br>(0.3%)  | 112<br>(33.14%)  | 25<br>(7.4%)   | 5<br>(1.48%)  | 10<br>(2.8%)                | 338<br>(94.68%)                | 3<br>(0.84%)                | 6<br>(1.68%)                 | 0<br>(0%)               | 0<br>(0%)                  | 357<br>(50.21%)                 | 711          |
| 18            | 41<br>(14.19%)  | 9<br>(3.11%)  | 5<br>(1.73%)  | 5<br>(1.73%)  | 74<br>(25.61%)   | 19<br>(6.57%)   | 4<br>(1.38%)  | 26<br>(9%)   | 1<br>(0.35%)   | 70<br>(24.22%)   | 22<br>(7.61%)  | 13<br>(4.5%)  | 13<br>(4.17%)               | 289<br>(92.63%)                | 3<br>(0.96%)                | 7<br>(2.24%)                 | 0<br>(0%)               | 0<br>(0%)                  | 312<br>(49.37%)                 | 632          |
| 19            | 50<br>(20.58%)  | 7<br>(2.88%)  | 3<br>(1.23%)  | 6<br>(2.47%)  | 76<br>(31.28%)   | 16<br>(6.58%)   | 9<br>(3.7%)   | 10<br>(4.12%)  | 2<br>(0.82%)   | 47<br>(19.34%)   | 15<br>(6.17%)  | 2<br>(0.82%)  | 15<br>(5.73%)               | 243<br>(92.75%)                | 0<br>(0%)                   | 4<br>(1.53%)                 | 0<br>(0%)               | 0<br>(0%)                  | 262<br>(52.72%)                 | 497          |
| 20            | 66<br>(13.98%)  | 26<br>(5.51%)   | 22<br>(4.66%)   | 6<br>(1.27%)  | 175<br>(37.08%)  | 20<br>(4.24%)   | 15<br>(3.18%)   | 26<br>(5.51%)  | 5<br>(1.06%)   | 85<br>(18.01%)   | 23<br>(4.87%)  | 3<br>(0.64%)  | 25<br>(4.87%)               | 472<br>(92.01%)                | 1<br>(0.19%)                | 15<br>(2.92%)                | 0<br>(0%)               | 0<br>(0%)                  | 513<br>(55.94%)                 | 917          |
| 21            | 84<br>(14.12%)  | 23<br>(3.87%)   | 22<br>(3.7%)  | 20<br>(3.36%)   | 214<br>(35.97%)  | 36<br>(6.05%)   | 21<br>(3.53%)   | 17<br>(2.86%)  | 1<br>(0.17%)   | 116<br>(19.5%)   | 37<br>(6.22%)  | 4<br>(0.67%)  | 24<br>(3.8%)                | 595<br>(94.15%)                | 5<br>(0.79%)                | 8<br>(1.27%)                 | 0<br>(0%)               | 0<br>(0%)                  | 632<br>(61%)                    | 1036         |
| 22            | 56<br>(12.28%)  | 21<br>(4.61%)   | 11<br>(2.41%)   | 20<br>(4.39%)   | 163<br>(35.75%)  | 35<br>(7.68%)   | 12<br>(2.63%)   | 25<br>(5.48%)  | 0<br>(0%)  | 90<br>(19.74%)   | 20<br>(4.39%)  | 3<br>(0.66%)  | 19<br>(3.83%)               | 456<br>(91.94%)                | 6<br>(1.21%)                | 15<br>(3.02%)                | 0<br>(0%)               | 0<br>(0%)                  | 496<br>(56.3%)                  | 881          |
| 23            | 46<br>(8.75%)   | 17<br>(3.23%)   | 12<br>(2.28%)   | 26<br>(4.94%)   | 249<br>(47.34%)  | 17<br>(3.23%)   | 9<br>(1.71%)  | 20<br>(3.8%)   | 27<br>(5.13%)  | 55<br>(10.46%)   | 26<br>(4.94%)  | 22<br>(4.18%)   | 20<br>(3.63%)               | 526<br>(95.46%)                | 2<br>(0.36%)                | 3<br>(0.54%)                 | 0<br>(0%)               | 0<br>(0%)                  | 551<br>(52.88%)                 | 1042         |
| 24            | 28<br>(6.68%)   | 9<br>(2.15%)  | 12<br>(2.86%)   | 13<br>(3.1%)  | 174<br>(41.53%)  | 18<br>(4.3%)  | 6<br>(1.43%)  | 25<br>(5.97%)  | 0<br>(0%)  | 94<br>(22.43%)   | 30<br>(7.16%)  | 10<br>(2.39%)   | 8<br>(1.78%)                | 419<br>(93.11%)                | 5<br>(1.11%)                | 18<br>(4%)                   | 0<br>(0%)               | 0<br>(0%)                  | 450<br>(49.83%)                 | 903          |
| 25            | 33<br>(8.42%)   | 8<br>(2.04%)  | 4<br>(1.02%)  | 7<br>(1.79%)  | 180<br>(45.92%)  | 18<br>(4.59%)   | 7<br>(1.79%)  | 15<br>(3.83%)  | 2<br>(0.51%)   | 93<br>(23.72%)   | 21<br>(5.36%)  | 4<br>(1.02%)  | 26<br>(6.02%)               | 392<br>(90.74%)                | 2<br>(0.46%)                | 12<br>(2.78%)                | 0<br>(0%)               | 0<br>(0%)                  | 432<br>(47.63%)                 | 907          |
| 26            | 15<br>(4.85%)   | 14<br>(4.53%)   | 54<br>(17.48%)  | 11<br>(3.56%)   | 119<br>(38.51%)  | 23<br>(7.44%)   | 1<br>(0.32%)  | 6<br>(1.94%)   | 3<br>(0.97%)   | 48<br>(15.53%)   | 12<br>(3.88%)  | 3<br>(0.97%)  | 9<br>(2.76%)                | 309<br>(94.79%)                | 4<br>(1.23%)                | 4<br>(1.23%)                 | 0<br>(0%)               | 0<br>(0%)                  | 326<br>(43.47%)                 | 750          |
| 27            | 14<br>(4.36%)   | 12<br>(3.74%)   | 36<br>(11.21%)  | 12<br>(3.74%)   | 107<br>(33.33%)  | 59<br>(18.38%)  | 1<br>(0.31%)  | 5<br>(1.56%)   | 5<br>(1.56%)   | 53<br>(16.51%)   | 13<br>(4.05%)  | 4<br>(1.25%)  | 9<br>(2.64%)                | 321<br>(94.13%)                | 1<br>(0.29%)                | 10<br>(2.93%)                | 0<br>(0%)               | 0<br>(0%)                  | 341<br>(51.05%)                 | 668          |
| 28            | 54<br>(12.33%)  | 22<br>(5.02%)   | 8<br>(1.83%)  | 19<br>(4.34%)   | 167<br>(38.13%)  | 17<br>(3.88%)   | 10<br>(2.28%)   | 24<br>(5.48%)  | 3<br>(0.68%)   | 66<br>(15.07%)   | 47<br>(10.73%)   | 1<br>(0.23%)  | 23<br>(4.89%)               | 438<br>(93.19%)                | 5<br>(1.06%)                | 4<br>(0.85%)                 | 0<br>(0%)               | 0<br>(0%)                  | 470<br>(48.16%)                 | 976          |
| 29            | 38<br>(8.74%)   | 11<br>(2.53%)   | 39<br>(8.97%)   | 19<br>(4.37%)   | 157<br>(36.09%)  | 11<br>(2.53%)   | 14<br>(3.22%)   | 23<br>(5.29%)  | 0<br>(0%)  | 72<br>(16.55%)   | 44<br>(10.11%)   | 7<br>(1.61%)  | 22<br>(4.69%)               | 435<br>(92.75%)                | 4<br>(0.85%)                | 8<br>(1.71%)                 | 0<br>(0%)               | 0<br>(0%)                  | 469<br>(42.03%)                 | 1116         |
| 30            | 32<br>(12.26%)  | 5<br>(1.92%)  | 21<br>(8.05%)   | 14<br>(5.36%)   | 79<br>(30.27%)   | 32<br>(12.26%)  | 0<br>(0%)   | 13<br>(4.98%)  | 1<br>(0.38%)   | 56<br>(21.46%)   | 8<br>(3.07%)   | 0<br>(0%)   | 9<br>(3.23%)                | 261<br>(93.55%)                | 1<br>(0.36%)                | 8<br>(2.87%)                 | 0<br>(0%)               | 0<br>(0%)                  | 279<br>(45.51%)                 | 613          |
| <b>Totali</b> | <b>1650</b><br><b>(14.46%)</b>  | <b>425</b><br><b>(3.73%)</b>  | <b>401</b><br><b>(3.52%)</b>  | <b>390</b><br><b>(3.42%)</b>  | <b>3959</b><br><b>(34.7%)</b>  | <b>635</b><br><b>(5.57%)</b>  | <b>329</b><br><b>(2.88%)</b>  | <b>479</b><br><b>(4.2%)</b>  | <b>62</b><br><b>(0.54%)</b>  | <b>2213</b><br><b>(19.4%)</b>  | <b>721</b><br><b>(6.32%)</b>   | <b>144</b><br><b>(1.26%)</b>  | <b>476</b><br><b>(3.9%)</b> | <b>11408</b><br><b>(93.5%)</b> | <b>83</b><br><b>(0.68%)</b> | <b>233</b><br><b>(1.91%)</b> | <b>0</b><br><b>(0%)</b> | <b>1</b><br><b>(0.01%)</b> | <b>12201</b><br><b>(50.65%)</b> | <b>24088</b> |

